



EAH HOUSING

Ainahau Vista II

2426 Tusitala Street, Honolulu, Hawaii 96815



Experience Affordable Senior Living in Waikiki!

**NEWLY
REMODELED
Affordable
Housing
for Seniors
55+**

Discover Ainahau Vista II! A vibrant, newly remodeled, affordable community for seniors 55+ on Oahu's stunning south shore. Experience well-maintained, affordable living moments from Waikiki's iconic beaches, lively Kalakaua Avenue, and premier shopping at International Market Place, Royal Hawaiian Center, and Waikiki Shopping Plaza. Enjoy beautiful beaches like Kūhiō Beach and Fort DeRussy Beach Park. Plus, benefit from on-site Resident Services multiple days each week.

APARTMENT FEATURES

- A/C in Living Room
- Garbage Disposal
- Refrigerator/Freezer
- Resilient Flooring
- Range/Oven


COMMUNITY AMENITIES

- Community Garden
- Community Room
- Parking
- Visitor Parking
- Laundry On-site
- On-site Manager's Office
- Locked Entry Doors
- On-site Resident Services

NEARBY SERVICES

- Bus Line / 5 mins.
- Restaurants / 5 mins.
- Grocery Store / 4 mins.

APPLY ONLINE TODAY!



EAHHousing.org/apartments/Ainahau-Vista-2

To request a paper application, call (808) 926-6700. Mailed applications must be post-marked by the deadline.



CONTACT / Management Office

2426 Tusitala Street, Honolulu, Hawaii 96815

Phone: (808) 926-6700

Web: EAHHousing.org/apartments/Ainahau-Vista-2

Email: AIV2-Management@EAHHousing.org

HI Lic. RB-16985







EAH HOUSING

Ainahau Vista II

2426 Tusitala Street, Honolulu, Hawaii 96815

RENT

\$685 - \$1,140/Mo	\$1,225 - \$1,470/Mo
 Studio	 1 Bed
 1 Bath	 1 Bath

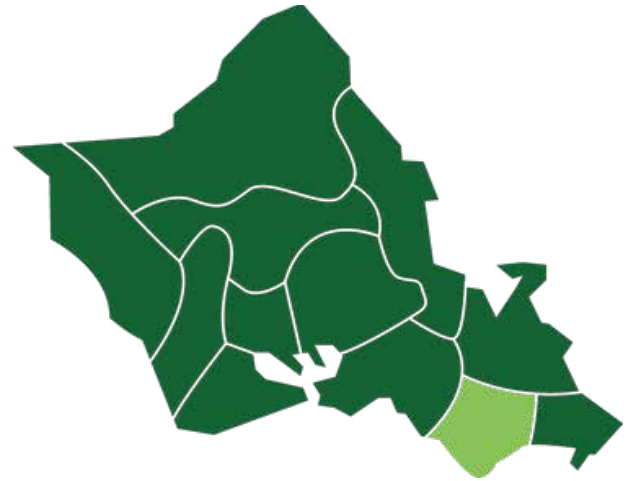
RENT SCHEDULE

Apartment Size	Rent Amount
Studio (30% AMI)	\$685/Mo
Studio (50% AMI)	\$1,140/Mo
1 Bedroom (50% AMI)	\$1,225/Mo
1 Bedroom (60% AMI)	\$1,470/Mo

MAXIMUM HOUSEHOLD INCOME

Under the Low-Income Housing Tax Credit Program, tenant income cannot exceed 50% of Honolulu's median income. The following maximum household incomes apply.

% of Area Median Income	Max Income (1 Per)	Max Income (2 Ppl)
30%	\$29,250/Yr	\$33,420/Yr
50%	\$48,750/Yr	\$55,700/Yr
60%	\$58,500/Yr	\$66,840/Yr



UTILITIES & PARKING

- Electricity, Water, and Sewer included in rent.
- Parking is limited due to the high density near Ainahau Vista.

OCCUPANCY RESTRICTIONS

- Ainahau Vista II offers resident parking spaces, along with additional accessible spots.
- Due to limited parking places, only 50% and 60% AMI tenants will be allowed to have parking.
- Service and emotional support animals only.