



EAH HOUSING

Ainahau Vista I

2428 Tusitala Street, Honolulu, Hawaii 96815



Experience Affordable Senior Living in Waikiki!

BRAND NEW Affordable Housing for Seniors 62+

Discover Ainahau Vista! A vibrant new affordable community for seniors 62+ on Oahu's stunning south shore. Enjoy well-maintained, affordable living just moments from Waikiki's iconic beaches, lively Kalakaua Avenue, and premier shopping at International Market Place, Royal Hawaiian Center, and Waikiki Shopping Plaza. With beautiful views of the Ala Wai Golf Course and Canal, Ainahau Vista is ideal for service and tourism professionals earning 50% or less of the area median income. Plus, benefit from on-site Resident Services multiple days each week.

APARTMENT FEATURES

- A/C in Living Room
- Garbage Disposal
- Refrigerator
- Vinyl Flooring
- Range/Oven


COMMUNITY AMENITIES

- Victory Garden
- Community Room
- Parking
- Visitor Parking
- Laundry On-site
- On-site Manger's Office
- Locked Entry Doors

NEARBY SERVICES

- Bus Line / 5 mins.
- Restraunts / 5 mins.
- Grocery Store / 4 mins.

APPLY ONLINE TODAY!



EAHousing.org/apartments/Ainahau-Vista-1

To request a paper application, call (808) 926-6700. Mailed applications must be post-marked by the deadline.



CONTACT / Management Office

2428 Tusitala Street, Honolulu, Hawaii 96815
Phone: (808) 926-6700, California Relay Service: 711
Web: EAHousing.org/apartments/Ainahau-Vista-1
Email: AIV1-Management@eahhousing.org
HI Lic. RB-16985 | CA Lic. 853495







EAH HOUSING

Ainahau Vista I

2428 Tusitala Street, Honolulu, Hawaii 96815

RENT

\$735 - \$1,225/Mo	\$1,470/Mo
 1 Bed	 2 Bed
 1 Bath	 1 Bath

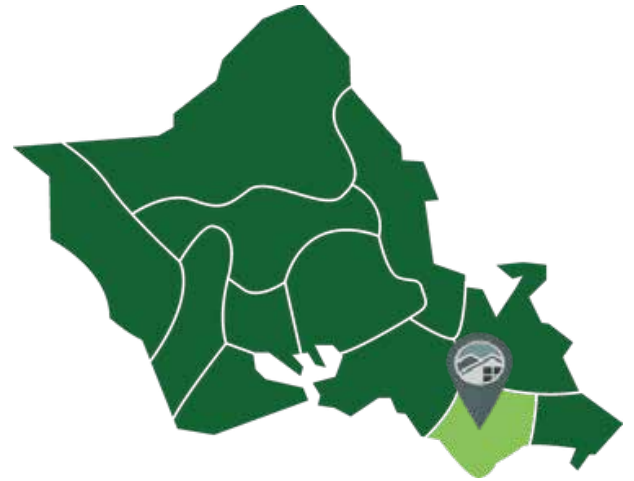
RENT SCHEDULE

Apartment Size	Rent Amount
1 Bedroom (30% AMI)	\$735/Mo
1 Bedroom (50% AMI)	\$1,225/Mo
2 Bedroom (50% AMI)	\$1,470/Mo

MAXIMUM HOUSEHOLD INCOME

Under the Low-Income Housing Tax Credit Program, tenant income cannot exceed 50% of Honolulu’s median income. The following maximum household incomes apply.

% of Area Median Income	Max Income (1 Per)	Max Income (2 Ppl)
30%	\$29,250/Yr	\$33,420/Yr
50%	\$48,750/Yr	\$55,700/Yr



UTILITIES & PARKING

- Electricity, Water and Sewer included in rent.
- Parking is very limited due to the high density near Ainahau Vista.

OCCUPANCY RESTRICTIONS

- Ainahau Vista offers 18 tenant parking places, along with additional accessible places.